


Note: Grades A,B and C are Achievers. The Values given in the brackets denote the difference between the number of Pre and Post Test Achievers. (For Example: '+2' denotes an increment of 2 students in the Post Test)

COMPETENCYWISE PERFORMANCE - ACHIEVERS (ACH) NON ACHIEVERS (NACH)										
LANGUAGE	1 Std		2 Std		3 Std		4 Std		5 Std	
	ACH	NACH	ACH	NACH	ACH	NACH	ACH	NACH	ACH	NACH
Competency 1	30 (+6)	1	25 (+1)	0	25 (+1)	0	31 (+3)	0	35 (-1)	1
Competency 2	31 (+2)	0	14(+10)	11	20 (+2)	5	31 (+7)	0	27 (-2)	9
Competency 3	17 (-4)	14	23 (+4)	2	25 (+2)	0	31 (+11)	0	29 (+2)	7
Competency 4	31 (+2)	0	24 (+6)	1	20 (+3)	5	31 (+11)	0	35 (+7)	1
Competency 5	18 (-11)	13	17 (+4)	8	22 (+4)	3	31 (+10)	0	15 (-15)	21
Competency 6	16 (+2)	15	6 (-1)	19	24 (+6)	1	31 (+16)	0	34 (+3)	2
Competency 7	18 (-3)	13	21 (+7)	4	25 (+6)	0	26 (+17)	5	31 (+4)	5
Competency 8	30 (+3)	1	22 (-1)	3	25 (+3)	0	31 (+11)	0	30 (+4)	6
Competency 9			23 (+7)	2	25 (+1)	0	31 (+10)	0	24 (-3)	12
Competency 10			23 (+1)	2	22 (+4)	3	31 (+7)	0	34 (+5)	2
Competency 11					25(+25)	0	31(+27)	0	34 (+3)	2
Competency 12							30(+18)	1		
Competency 13							31 (+6)	0		


COMPETENCYWISE PERFORMANCE - ACHIEVERS (ACH) NON ACHIEVERS (NACH)										
ENGLISH	1 Std		2 Std		3 Std		4 Std		5 Std	
	ACH	NACH	ACH	NACH	ACH	NACH	ACH	NACH	ACH	NACH
Competency 1	30(+4)	1	24 (+2)	1	25 (+1)	0	31 (+2)	0	35 (0)	1
Competency 2	31(+2)	0	24 (0)	1	25 (+4)	0	31 (+5)	0	34 (+1)	2
Competency 3	21(+1)	10	23 (+5)	2	21 (+9)	4	30 (+7)	1	32 (+2)	4
Competency 4	29(+1)	2	24 (+4)	1	20 (+8)	5	30 (-1)	1	30 (0)	6
Competency 5			21 (+7)	4	24 (+8)	1	31 (0)	0	34 (+1)	2
Competency 6					25 (+2)	0	30 (+9)	1	32 (-4)	4
Competency 7					20 (+9)	5				



Note: Grades A,B and C are Achievers. The Values given in the brackets denote the difference between the number of Pre and Post Test Achievers. (For Example: '+2' denotes an increment of 2 students in the Post Test)

COMPETENCYWISE PERFORMANCE - ACHIEVERS (ACH) NON ACHIEVERS (NACH)										
LANGUAGE	1 Std		2 Std		3 Std		4 Std		5 Std	
	ACH	NACH	ACH	NACH	ACH	NACH	ACH	NACH	ACH	NACH
Competency 1	15 (+2)	0	19 (+2)	0	23 (+7)	1	11 (+2)	0	15 (+3)	0
Competency 2	15 (+2)	0	16 (+1)	3	22 (+12)	2	6 (+3)	5	15 (+5)	0
Competency 3	15 (+5)	0	17 (0)	2	23 (+14)	1	9 (+6)	2	15 (+4)	0
Competency 4	15 (+2)	0	19 (+2)	0	23 (+20)	1	10 (+7)	1	15 (+6)	0
Competency 5	15 (+2)	0	18 (+1)	1	23 (+7)	1	11 (+8)	0	15 (+8)	0
Competency 6	15 (+4)	0	13 (-2)	6	23 (+17)	1	9 (+9)	2	15 (+9)	0
Competency 7	15 (+3)	0	19 (+2)	0	23 (+5)	1	11 (+9)	0	15 (+7)	0
Competency 8	15 (+3)	0	19 (+2)	0	23 (+6)	1	11 (+2)	0	15 (+3)	0
Competency 9			19 (+4)	0	23 (+8)	1	11 (+2)	0	11 (+6)	4
Competency 10			19 (+2)	0	23 (+16)	1	11 (+4)	0	15 (+11)	0
Competency 11					23 (+22)	1	11 (+10)	0	14 (+11)	1
Competency 12							11 (+8)	0		
Competency 13							9 (+2)	2		


COMPETENCYWISE PERFORMANCE - ACHIEVERS (ACH) NON ACHIEVERS (NACH)										
ENGLISH	1 Std		2 Std		3 Std		4 Std		5 Std	
	ACH	NACH	ACH	NACH	ACH	NACH	ACH	NACH	ACH	NACH
Competency 1	15 (+3)	0	19 (+2)	0	23 (+6)	1	11 (+2)	0	15 (0)	0
Competency 2	15 (+2)	0	19 (+3)	0	23 (+8)	1	11 (+3)	0	15 (+1)	0
Competency 3	15 (+3)	0	19 (+2)	0	23 (+10)	1	10 (+6)	1	15 (+7)	0
Competency 4	15 (+2)	0	19 (+2)	0	23 (+20)	1	11 (+2)	0	15 (+8)	0
Competency 5			19 (+2)	0	23 (+4)	1	11 (+1)	0	15 (+1)	0
Competency 6					24 (+5)	0	6 (+3)	5	15 (+3)	0
Competency 7					23 (+9)	1				



Note: Grades A,B and C are Achievers. The Values given in the brackets denote the difference between the number of Pre and Post Test Achievers. (For Example: '+2' denotes an increment of 2 students in the Post Test)

COMPETENCYWISE PERFORMANCE - ACHIEVERS (ACH) NON ACHIEVERS (NACH)										
LANGUAGE	1 Std		2 Std		3 Std		4 Std		5 Std	
	ACH	NACH	ACH	NACH	ACH	NACH	ACH	NACH	ACH	NACH
Competency 1	14 (+7)	1	17 (0)	1	14 (-2)	1	16 (+2)	0	21 (+4)	0
Competency 2	14 (0)	1	16(+15)	2	14 (+1)	1	14 (+5)	2	21 (+11)	0
Competency 3	10 (+3)	5	14 (-4)	4	15 (-1)	0	14 (+7)	2	19 (+11)	2
Competency 4	14 (+1)	1	17 (-1)	1	12 (0)	3	16 (+12)	0	20 (+9)	1
Competency 5	14 (+1)	1	17 (0)	1	13 (-1)	2	15 (+8)	1	19 (+7)	2
Competency 6	15 (+4)	0	12 (+4)	6	12 (-1)	3	13 (+10)	3	21 (+3)	0
Competency 7	12 (0)	3	16(+10)	2	15 (-1)	0	13 (+1)	3	18 (+16)	3
Competency 8	14 (-1)	1	17 (-1)	1	15 (0)	0	15 (+3)	1	20 (+6)	1
Competency 9			15 (0)	3	13 (-2)	2	14 (+7)	2	20 (+2)	1
Competency 10			17 (-1)	1	14 (+2)	1	15 (+14)	1	21 (+5)	0
Competency 11					15(+12)	0	16 (+6)	0	21 (+4)	0
Competency 12							15 (+3)	1		
Competency 13							15(+11)	1		


COMPETENCYWISE PERFORMANCE - ACHIEVERS (ACH) NON ACHIEVERS (NACH)										
ENGLISH	1 Std		2 Std		3 Std		4 Std		5 Std	
	ACH	NACH	ACH	NACH	ACH	NACH	ACH	NACH	ACH	NACH
Competency 1	14(+1)	1	17 (-1)	1	15 (+1)	0	16 (+1)	0	21 (+2)	0
Competency 2	14(-1)	1	17 (-1)	1	14 (0)	1	16 (+5)	0	20 (+2)	1
Competency 3	12(+1)	3	17 (0)	1	15 (+3)	0	14 (+6)	2	21(+13)	0
Competency 4	12(-2)	3	17 (-1)	1	14 (+3)	1	15 (+7)	1	21(+13)	0
Competency 5			17 (0)	1	0 (-4)	15	16 (+5)	0	21 (+2)	0
Competency 6					0 (-11)	15	14 (+7)	2	21 (+2)	0
Competency 7					12 (0)	3				



Note: Grades A,B and C are Achievers. The Values given in the brackets denote the difference between the number of Pre and Post Test Achievers. (For Example: '+2' denotes an increment of 2 students in the Post Test)

COMPETENCYWISE PERFORMANCE - ACHIEVERS (ACH) NON ACHIEVERS (NACH)										
LANGUAGE	1 Std		2 Std		3 Std		4 Std		5 Std	
	ACH	NACH	ACH	NACH	ACH	NACH	ACH	NACH	ACH	NACH
Competency 1	4 (+2)	0	4 (-1)	0	6 (+1)	0	9 (+6)	0	8 (0)	0
Competency 2	4 (+1)	0	4 (+1)	0	6 (+4)	0	8 (+5)	1	8 (+3)	0
Competency 3	4 (+4)	0	4 (-1)	0	6 (+3)	0	5 (+3)	4	8 (+1)	0
Competency 4	4 (+1)	0	4 (-2)	0	6 (+6)	0	9 (+7)	0	8 (+3)	0
Competency 5	4 (+1)	0	4 (0)	0	6 (+1)	0	3 (-1)	6	8 (+3)	0
Competency 6	4 (+1)	0	4 (0)	0	6 (+1)	0	3 (-1)	6	8 (0)	0
Competency 7	4 (+1)	0	4 (-2)	0	6 (+1)	0	9 (+6)	0	8 (+2)	0
Competency 8	4 (+1)	0	4 (-2)	0	6 (+1)	0	8 (+5)	1	8 (+2)	0
Competency 9			4 (-2)	0	6 (+2)	0	8 (+7)	1	8 (+1)	0
Competency 10			4 (-2)	0	6 (+1)	0	9 (+2)	0	8 (+3)	0
Competency 11					6 (+5)	0	5 (-1)	4	8 (+1)	0
Competency 12							9 (+5)	0		
Competency 13							9 (+2)	0		


COMPETENCYWISE PERFORMANCE - ACHIEVERS (ACH) NON ACHIEVERS (NACH)										
ENGLISH	1 Std		2 Std		3 Std		4 Std		5 Std	
	ACH	NACH	ACH	NACH	ACH	NACH	ACH	NACH	ACH	NACH
Competency 1	4 (+3)	0	4 (-2)	0	6 (+1)	0	7 (+1)	2	8 (0)	0
Competency 2	4 (+1)	0	4 (-2)	0	6 (+2)	0	9 (0)	0	8 (0)	0
Competency 3	4 (+3)	0	4 (-1)	0	6 (+2)	0	7 (+3)	2	6 (+2)	2
Competency 4	4 (+1)	0	4 (-1)	0	6 (+2)	0	6 (-2)	3	8 (+2)	0
Competency 5			4 (-2)	0	6 (+1)	0	9 (0)	0	8 (+1)	0
Competency 6					6 (+1)	0	5 (+3)	4	8 (0)	0
Competency 7					6 (+2)	0				



Note: Grades A,B and C are Achievers. The Values given in the brackets denote the difference between the number of Pre and Post Test Achievers. (For Example: '+2' denotes an increment of 2 students in the Post Test)

COMPETENCYWISE PERFORMANCE - ACHIEVERS (ACH) NON ACHIEVERS (NACH)										
LANGUAGE	1 Std		2 Std		3 Std		4 Std		5 Std	
	ACH	NACH	ACH	NACH	ACH	NACH	ACH	NACH	ACH	NACH
Competency 1	3 (-2)	0	4 (0)	0	5 (-3)	0	4 (-1)	0	5 (0)	0
Competency 2	3 (-2)	0	4 (+4)	0	5 (+1)	0	4 (-1)	0	5 (0)	0
Competency 3	3 (-2)	0	3 (-1)	1	5 (-2)	0	4 (-1)	0	5 (0)	0
Competency 4	3 (-1)	0	4 (0)	0	5 (+4)	0	4 (-1)	0	5 (+1)	0
Competency 5	3 (-1)	0	4 (0)	0	5 (-1)	0	4 (-1)	0	5 (0)	0
Competency 6	3 (-1)	0	4 (+3)	0	5 (+3)	0	4 (+1)	0	5 (0)	0
Competency 7	2 (-3)	1	4 (+1)	0	5 (-3)	0	4 (+3)	0	4 (-1)	1
Competency 8	3 (-2)	0	4 (0)	0	5 (+1)	0	4 (0)	0	5 (0)	0
Competency 9			4 (+1)	0	5 (-2)	0	4 (+1)	0	4 (+2)	1
Competency 10			4 (0)	0	5 (-1)	0	4 (0)	0	5 (+3)	0
Competency 11					5 (+4)	0	4 (+4)	0	5 (0)	0
Competency 12							4 (+3)	0		
Competency 13							4 (-1)	0		


COMPETENCYWISE PERFORMANCE - ACHIEVERS (ACH) NON ACHIEVERS (NACH)										
ENGLISH	1 Std		2 Std		3 Std		4 Std		5 Std	
	ACH	NACH	ACH	NACH	ACH	NACH	ACH	NACH	ACH	NACH
Competency 1	3 (-1)	0	4 (0)	0	5 (-1)	0	4 (-1)	0	5 (0)	0
Competency 2	3 (-2)	0	4 (0)	0	5 (-3)	0	4 (-1)	0	5 (0)	0
Competency 3	3 (-2)	0	4 (+2)	0	5 (+4)	0	4 (-1)	0	5 (+1)	0
Competency 4	3 (-2)	0	4 (+2)	0	5 (-3)	0	4 (0)	0	5 (0)	0
Competency 5			4 (0)	0	5 (-3)	0	4 (-1)	0	5 (0)	0
Competency 6					5 (-1)	0	4 (-1)	0	5 (0)	0
Competency 7					5 (+4)	0				



Note: Grades A,B and C are Achievers. The Values given in the brackets denote the difference between the number of Pre and Post Test Achievers. (For Example: '+2' denotes an increment of 2 students in the Post Test)

COMPETENCYWISE PERFORMANCE - ACHIEVERS (ACH) NON ACHIEVERS (NACH)										
LANGUAGE	1 Std		2 Std		3 Std		4 Std		5 Std	
	ACH	NACH	ACH	NACH	ACH	NACH	ACH	NACH	ACH	NACH
Competency 1	27(+16)	0	25 (+8)	0	31 (+1)	2	38 (+4)	1	51 (+20)	5
Competency 2	27(+6)	0	22(+22)	3	30(+14)	3	26 (-2)	13	42 (+24)	14
Competency 3	20(+11)	7	21 (+9)	4	32 (+3)	1	19 (-2)	20	37 (+16)	19
Competency 4	27 (+8)	0	25 (+8)	0	29(+21)	4	37 (+14)	2	36 (+16)	20
Competency 5	27 (+9)	0	25 (+8)	0	29 (+6)	4	34 (+12)	5	27 (+22)	29
Competency 6	27(+10)	0	20(+20)	5	33(+15)	0	33 (+21)	6	51 (+36)	5
Competency 7	25(+17)	2	22(+10)	3	31 (-3)	2	36 (+33)	3	28 (+16)	28
Competency 8	27 (+9)	0	25 (+4)	0	31 (+5)	2	36 (-3)	3	37 (+22)	19
Competency 9			25(+16)	0	31 (+4)	2	30 (+4)	9	45 (+13)	11
Competency 10			25 (0)	0	32 (+20)	1	37 (+16)	2	49 (+33)	7
Competency 11					33(+19)	0	28(+21)	11	47(+36)	9
Competency 12							38(+18)	1		
Competency 13							39 (+5)	0		


COMPETENCYWISE PERFORMANCE - ACHIEVERS (ACH) NON ACHIEVERS (NACH)										
ENGLISH	1 Std		2 Std		3 Std		4 Std		5 Std	
	ACH	NACH	ACH	NACH	ACH	NACH	ACH	NACH	ACH	NACH
Competency 1	27(+11)	0	25 (+1)	0	31 (+5)	2	38 (0)	1	53 (+16)	3
Competency 2	27(+11)	0	25(+12)	0	31 (+2)	2	38 (+1)	1	44 (-4)	12
Competency 3	27(+23)	0	23(+13)	2	31 (+9)	2	33 (+1)	6	37 (+4)	19
Competency 4	27(+10)	0	24(+21)	1	30(+14)	3	36 (+2)	3	39(+22)	17
Competency 5			25(+16)	0	32 (+1)	1	39 (0)	0	51(+10)	5
Competency 6					32 (0)	1	36 (+6)	3	51 (+3)	5
Competency 7					30(+15)	3				



Note: Grades A,B and C are Achievers. The Values given in the brackets denote the difference between the number of Pre and Post Test Achievers. (For Example: '+2' denotes an increment of 2 students in the Post Test)

COMPETENCYWISE PERFORMANCE - ACHIEVERS (ACH) NON ACHIEVERS (NACH)										
LANGUAGE	1 Std		2 Std		3 Std		4 Std		5 Std	
	ACH	NACH	ACH	NACH	ACH	NACH	ACH	NACH	ACH	NACH
Competency 1	10 (+6)	0	8 (+6)	1	10 (+1)	0	5 (+1)	0	6 (+1)	0
Competency 2	10 (0)	0	3 (+2)	6	8 (+3)	2	5 (+1)	0	6 (+1)	0
Competency 3	8 (+2)	2	8 (+5)	1	10 (+1)	0	5 (+1)	0	6 (+1)	0
Competency 4	10 (0)	0	8 (+6)	1	4 (+1)	6	5 (+1)	0	6 (+1)	0
Competency 5	10 (0)	0	8 (+7)	1	6 (-3)	4	5 (+1)	0	6 (+1)	0
Competency 6	10 (0)	0	5 (+3)	4	10 (+4)	0	5 (+2)	0	6 (+1)	0
Competency 7	6 (-2)	4	9 (+4)	0	10 (+1)	0	5 (+4)	0	6 (+1)	0
Competency 8	9 (-1)	1	8 (+3)	1	10 (+2)	0	5 (+1)	0	6 (+1)	0
Competency 9			8 (+4)	1	10 (+1)	0	5 (+1)	0	3 (-2)	3
Competency 10			8 (+3)	1	10 (+3)	0	5 (+1)	0	6 (+2)	0
Competency 11					10(+10)	0	5 (+5)	0	6 (+2)	0
Competency 12							5 (+5)	0		
Competency 13							5 (+1)	0		


COMPETENCYWISE PERFORMANCE - ACHIEVERS (ACH) NON ACHIEVERS (NACH)										
ENGLISH	1 Std		2 Std		3 Std		4 Std		5 Std	
	ACH	NACH	ACH	NACH	ACH	NACH	ACH	NACH	ACH	NACH
Competency 1	10 (0)	0	8 (+3)	1	10 (+1)	0	5 (+1)	0	6 (+1)	0
Competency 2	10 (0)	0	8 (+3)	1	10 (+1)	0	5 (+1)	0	6 (+1)	0
Competency 3	10(+4)	0	8 (+4)	1	8 (0)	2	5 (+1)	0	6 (+1)	0
Competency 4	10 (0)	0	8 (+3)	1	9 (+2)	1	5 (+1)	0	6 (+1)	0
Competency 5			8 (+3)	1	10 (+1)	0	5 (+1)	0	6 (+1)	0
Competency 6					10 (+1)	0	5 (+1)	0	6 (+1)	0
Competency 7					9 (+3)	1				



Note: Grades A,B and C are Achievers. The Values given in the brackets denote the difference between the number of Pre and Post Test Achievers. (For Example: '+2' denotes an increment of 2 students in the Post Test)

COMPETENCYWISE PERFORMANCE - ACHIEVERS (ACH) NON ACHIEVERS (NACH)										
LANGUAGE	1 Std		2 Std		3 Std		4 Std		5 Std	
	ACH	NACH	ACH	NACH	ACH	NACH	ACH	NACH	ACH	NACH
Competency 1	7 (+3)	1	5 (-1)	1	5 (-1)	0	3 (0)	1	7 (-2)	1
Competency 2	7 (0)	1	4 (+4)	2	4 (+1)	1	3 (0)	1	6 (-3)	2
Competency 3	4 (+1)	4	5 (+2)	1	5 (0)	0	3 (+2)	1	6 (-3)	2
Competency 4	7 (+2)	1	5 (-1)	1	4 (+2)	1	4 (+3)	0	8 (0)	0
Competency 5	6 (+1)	2	5 (-1)	1	4 (-1)	1	3 (+3)	1	6 (-3)	2
Competency 6	6 (+1)	2	5 (+5)	1	5 (0)	0	3 (+3)	1	7 (-5)	1
Competency 7	6 (+4)	2	5 (+2)	1	5 (-1)	0	4 (0)	0	3 (-1)	5
Competency 8	7 (+3)	1	5 (-2)	1	5 (+2)	0	3 (0)	1	6 (-1)	2
Competency 9			5 (-2)	1	5 (-1)	0	3 (+3)	1	6 (0)	2
Competency 10			5 (-2)	1	5 (+5)	0	4 (+4)	0	8 (-2)	0
Competency 11					5 (+3)	0	3 (+1)	1	7 (-3)	1
Competency 12							4 (0)	0		
Competency 13							4 (+4)	0		


COMPETENCYWISE PERFORMANCE - ACHIEVERS (ACH) NON ACHIEVERS (NACH)										
ENGLISH	1 Std		2 Std		3 Std		4 Std		5 Std	
	ACH	NACH	ACH	NACH	ACH	NACH	ACH	NACH	ACH	NACH
Competency 1	7 (+7)	1	4 (-3)	2	5 (+3)	0	4 (+1)	0	8 (-1)	0
Competency 2	7 (+7)	1	5 (-3)	1	5 (+2)	0	3 (0)	1	6 (-3)	2
Competency 3	6 (+6)	2	4 (0)	2	4 (+2)	1	3 (+1)	1	8 (+3)	0
Competency 4	7 (0)	1	4 (-1)	2	4 (+3)	1	3 (0)	1	6 (0)	2
Competency 5			6 (-2)	0	5 (-1)	0	4 (+1)	0	8 (-2)	0
Competency 6					5 (0)	0	3 (+1)	1	8 (-3)	0
Competency 7					3 (+2)	2				



Note: Grades A,B and C are Achievers. The Values given in the brackets denote the difference between the number of Pre and Post Test Achievers. (For Example: '+2' denotes an increment of 2 students in the Post Test)

COMPETENCYWISE PERFORMANCE - ACHIEVERS (ACH) NON ACHIEVERS (NACH)										
LANGUAGE	1 Std		2 Std		3 Std		4 Std		5 Std	
	ACH	NACH	ACH	NACH	ACH	NACH	ACH	NACH	ACH	NACH
Competency 1	10 (+1)	0	10 (+1)	0	11 (0)	0	13 (+2)	0	7 (0)	0
Competency 2	10 (+1)	0	9 (+9)	1	11 (+2)	0	13 (+6)	0	7 (0)	0
Competency 3	10 (+2)	0	6 (-2)	4	11 (0)	0	13 (+5)	0	7 (0)	0
Competency 4	10 (+1)	0	10 (+3)	0	11 (+10)	0	13 (+7)	0	7 (0)	0
Competency 5	10 (+1)	0	10 (+6)	0	11 (0)	0	13 (+6)	0	7 (+1)	0
Competency 6	10 (+1)	0	9 (+5)	1	11 (+3)	0	13 (+8)	0	7 (0)	0
Competency 7	10 (+3)	0	10(+10)	0	11 (0)	0	13 (+12)	0	7 (0)	0
Competency 8	10 (+1)	0	10 (+2)	0	11 (0)	0	13 (+3)	0	7 (0)	0
Competency 9			10 (+3)	0	11 (0)	0	12 (+1)	1	7 (+4)	0
Competency 10			10 (+2)	0	11 (+2)	0	13 (+3)	0	7 (0)	0
Competency 11					11 (+8)	0	13(+12)	0	7 (0)	0
Competency 12							13 (+7)	0		
Competency 13							13 (+4)	0		


COMPETENCYWISE PERFORMANCE - ACHIEVERS (ACH) NON ACHIEVERS (NACH)										
ENGLISH	1 Std		2 Std		3 Std		4 Std		5 Std	
	ACH	NACH	ACH	NACH	ACH	NACH	ACH	NACH	ACH	NACH
Competency 1	10(+1)	0	10 (+2)	0	11 (0)	0	13 (0)	0	7 (0)	0
Competency 2	10(+1)	0	10 (+2)	0	11 (0)	0	13 (+1)	0	7 (0)	0
Competency 3	10(+1)	0	10 (+3)	0	11 (+4)	0	13 (+4)	0	7 (0)	0
Competency 4	10(+1)	0	10 (+1)	0	11 (+5)	0	13 (-1)	0	7 (0)	0
Competency 5			10 (+4)	0	11 (0)	0	13 (0)	0	7 (0)	0
Competency 6					11 (0)	0	12 (+4)	1	7 (0)	0
Competency 7					11 (+4)	0				



Note: Grades A,B and C are Achievers. The Values given in the brackets denote the difference between the number of Pre and Post Test Achievers. (For Example: '+2' denotes an increment of 2 students in the Post Test)

COMPETENCYWISE PERFORMANCE - ACHIEVERS (ACH) NON ACHIEVERS (NACH)										
LANGUAGE	1 Std		2 Std		3 Std		4 Std		5 Std	
	ACH	NACH	ACH	NACH	ACH	NACH	ACH	NACH	ACH	NACH
Competency 1	11 (+4)	0	14 (+1)	1	18 (0)	0	17 (+1)	0	14 (+1)	0
Competency 2	11 (0)	0	14(+12)	1	18 (+4)	0	16 (+1)	1	14 (+2)	0
Competency 3	11 (+4)	0	15 (+2)	0	18 (+2)	0	14 (+4)	3	14 (+3)	0
Competency 4	11 (0)	0	15 (0)	0	15(+10)	3	16 (+7)	1	14 (+2)	0
Competency 5	11 (0)	0	15 (+2)	0	17 (+1)	1	16 (+7)	1	14 (+2)	0
Competency 6	10 (+3)	1	13(+11)	2	18 (+7)	0	16 (+4)	1	14 (+1)	0
Competency 7	11 (+1)	0	15(+12)	0	18 (+5)	0	17 (+16)	0	14 (+3)	0
Competency 8	11 (0)	0	14 (+1)	1	18 (+2)	0	17 (+1)	0	14 (+3)	0
Competency 9			14 (+2)	1	18 (+3)	0	14 (+2)	3	14 (+3)	0
Competency 10			15 (+1)	0	18 (+5)	0	16 (+2)	1	14 (0)	0
Competency 11					18(+16)	0	17(+14)	0	14 (+1)	0
Competency 12							17(+15)	0		
Competency 13							17 (+1)	0		


COMPETENCYWISE PERFORMANCE - ACHIEVERS (ACH) NON ACHIEVERS (NACH)										
ENGLISH	1 Std		2 Std		3 Std		4 Std		5 Std	
	ACH	NACH	ACH	NACH	ACH	NACH	ACH	NACH	ACH	NACH
Competency 1	11(+2)	0	15 (+2)	0	18 (+2)	0	17 (0)	0	14 (0)	0
Competency 2	11(+1)	0	15 (+1)	0	18 (+3)	0	17 (+1)	0	14 (0)	0
Competency 3	11(+4)	0	15 (+5)	0	18 (+6)	0	17 (+2)	0	14 (+2)	0
Competency 4	11 (0)	0	15 (+1)	0	15 (0)	3	17 (+1)	0	14 (+3)	0
Competency 5			15 (+2)	0	18 (0)	0	17 (+1)	0	14 (0)	0
Competency 6					18 (+1)	0	16 (+2)	1	14 (+2)	0
Competency 7					17 (+6)	1				



Note: Grades A,B and C are Achievers. The Values given in the brackets denote the difference between the number of Pre and Post Test Achievers. (For Example: '+2' denotes an increment of 2 students in the Post Test)

COMPETENCYWISE PERFORMANCE - ACHIEVERS (ACH) NON ACHIEVERS (NACH)										
LANGUAGE	1 Std		2 Std		3 Std		4 Std		5 Std	
	ACH	NACH	ACH	NACH	ACH	NACH	ACH	NACH	ACH	NACH
Competency 1	18 (+4)	1	19 (-1)	0	21 (+2)	0	27 (+2)	9	30 (+3)	0
Competency 2	18 (0)	1	17(+11)	2	18 (+1)	3	16 (+5)	20	30 (+4)	0
Competency 3	17 (+3)	2	17 (0)	2	21 (+3)	0	12 (+2)	24	28 (+4)	2
Competency 4	18 (+1)	1	19 (+3)	0	18(+10)	3	33 (+24)	3	30 (+5)	0
Competency 5	18 (+3)	1	19 (+6)	0	18(+12)	3	20 (+10)	16	27 (+2)	3
Competency 6	4 (-2)	15	10 (+4)	9	20 (+4)	1	17 (+10)	19	30 (+1)	0
Competency 7	16 (+6)	3	17 (+1)	2	21 (0)	0	28 (+26)	8	29 (+3)	1
Competency 8	17 (0)	2	17 (-2)	2	21 (+1)	0	30 (+8)	6	28 (0)	2
Competency 9			16 (+3)	3	21 (+1)	0	26 (+10)	10	28 (+3)	2
Competency 10			19 (+2)	0	21 (+8)	0	32 (+7)	4	30 (+1)	0
Competency 11					21(+17)	0	17(+13)	19	30 (+1)	0
Competency 12							30(+25)	6		
Competency 13							32(+14)	4		


COMPETENCYWISE PERFORMANCE - ACHIEVERS (ACH) NON ACHIEVERS (NACH)										
ENGLISH	1 Std		2 Std		3 Std		4 Std		5 Std	
	ACH	NACH	ACH	NACH	ACH	NACH	ACH	NACH	ACH	NACH
Competency 1	18(+6)	1	18 (+1)	1	21 (0)	0	36 (+8)	0	30 (+2)	0
Competency 2	18(+4)	1	19 (-1)	0	21 (+5)	0	30 (+5)	6	29 (+4)	1
Competency 3	16(+5)	3	19 (0)	0	20 (+6)	1	27(+10)	9	29 (+2)	1
Competency 4	9 (-4)	10	19 (+2)	0	21 (+3)	0	26 (0)	10	30 (+2)	0
Competency 5			19 (+2)	0	21 (-1)	0	34 (+6)	2	30 (+1)	0
Competency 6					21 (+3)	0	25(+12)	11	30 (+3)	0
Competency 7					21 (+5)	0				



Note: Grades A,B and C are Achievers. The Values given in the brackets denote the difference between the number of Pre and Post Test Achievers. (For Example: '+2' denotes an increment of 2 students in the Post Test)

COMPETENCYWISE PERFORMANCE - ACHIEVERS (ACH) NON ACHIEVERS (NACH)										
LANGUAGE	1 Std		2 Std		3 Std		4 Std		5 Std	
	ACH	NACH	ACH	NACH	ACH	NACH	ACH	NACH	ACH	NACH
Competency 1	7 (+2)	0	5 (+1)	0	10 (+2)	2	7 (0)	0	9 (+1)	1
Competency 2	7 (0)	0	5 (+1)	0	9 (+1)	3	7 (+3)	0	9 (+1)	1
Competency 3	6 (0)	1	5 (+1)	0	12 (+4)	0	6 (+2)	1	10 (+2)	0
Competency 4	7 (0)	0	5 (+1)	0	9 (+5)	3	7 (+3)	0	9 (+1)	1
Competency 5	7 (0)	0	5 (+1)	0	10 (+3)	2	7 (+3)	0	10 (+2)	0
Competency 6	7 (+2)	0	5 (+1)	0	11 (+3)	1	6 (+2)	1	10 (+2)	0
Competency 7	7 (0)	0	4 (+2)	1	10 (+2)	2	6 (+6)	1	9 (+1)	1
Competency 8	7 (0)	0	5 (+1)	0	10 (+3)	2	7 (+5)	0	9 (+1)	1
Competency 9			5 (+1)	0	10 (+3)	2	7 (+5)	0	9 (+3)	1
Competency 10			5 (+1)	0	10 (+5)	2	7 (+3)	0	9 (0)	1
Competency 11					10 (+5)	2	7 (+5)	0	10 (+1)	0
Competency 12							7 (+6)	0		
Competency 13							7 (+3)	0		


COMPETENCYWISE PERFORMANCE - ACHIEVERS (ACH) NON ACHIEVERS (NACH)										
ENGLISH	1 Std		2 Std		3 Std		4 Std		5 Std	
	ACH	NACH	ACH	NACH	ACH	NACH	ACH	NACH	ACH	NACH
Competency 1	7 (+2)	0	5 (+1)	0	10 (+2)	2	7 (0)	0	10 (+1)	0
Competency 2	7 (+1)	0	5 (+1)	0	10 (+2)	2	7 (+2)	0	10 (+2)	0
Competency 3	6 (+5)	1	5 (+1)	0	9 (+1)	3	6 (+2)	1	9 (0)	1
Competency 4	7 (0)	0	5 (+1)	0	11 (+7)	1	7 (0)	0	10 (+1)	0
Competency 5			5 (+1)	0	12 (+9)	0	7 (0)	0	9 (+8)	1
Competency 6					11 (+6)	1	6 (+2)	1	10 (+6)	0
Competency 7					10 (+2)	2				



Note: Grades A,B and C are Achievers. The Values given in the brackets denote the difference between the number of Pre and Post Test Achievers. (For Example: '+2' denotes an increment of 2 students in the Post Test)

COMPETENCYWISE PERFORMANCE - ACHIEVERS (ACH) NON ACHIEVERS (NACH)										
LANGUAGE	1 Std		2 Std		3 Std		4 Std		5 Std	
	ACH	NACH	ACH	NACH	ACH	NACH	ACH	NACH	ACH	NACH
Competency 1	19 (+7)	4	31(+10)	0	23 (+4)	2	33 (+7)	0	44 (+10)	0
Competency 2	21 (0)	2	22(+20)	9	13 (+1)	12	33 (+16)	0	42 (+19)	2
Competency 3	7 (+4)	16	23(+14)	8	24(+10)	1	32 (+20)	1	40 (+20)	4
Competency 4	19 (-1)	4	27(+21)	4	10 (+6)	15	33 (+17)	0	42 (+19)	2
Competency 5	12 (+2)	11	16 (+6)	15	11 (-10)	14	33 (+23)	0	37 (+15)	7
Competency 6	21(+13)	2	13 (+8)	18	25 (+6)	0	32 (+17)	1	42 (+19)	2
Competency 7	10 (0)	13	31(+13)	0	10 (+4)	15	29 (+3)	4	38 (+22)	6
Competency 8	19 (-1)	4	29(+17)	2	22 (-3)	3	32 (+10)	1	41 (+29)	3
Competency 9			23(+17)	8	15 (-7)	10	16 (+14)	17	21 (+10)	23
Competency 10			31 (+3)	0	21 (+2)	4	31 (+7)	2	37 (+11)	7
Competency 11					24(+19)	1	32(+12)	1	38(+14)	6
Competency 12							32 (+9)	1		
Competency 13							32(+11)	1		

COMPETENCYWISE PERFORMANCE - ACHIEVERS (ACH) NON ACHIEVERS (NACH)										
ENGLISH	1 Std		2 Std		3 Std		4 Std		5 Std	
	ACH	NACH	ACH	NACH	ACH	NACH	ACH	NACH	ACH	NACH
Competency 1	19(+10)	4	31(+14)	0	21(+11)	4	33 (+1)	0	42 (0)	2
Competency 2	20(+5)	3	28(+22)	3	17 (+1)	8	32 (+9)	1	42 (+4)	2
Competency 3	15(+15)	8	29(+19)	2	15 (+6)	10	33(+12)	0	37(+14)	7
Competency 4	18(+2)	5	23(+12)	8	16 (+8)	9	33 (+6)	0	42 (+3)	2
Competency 5			29(+17)	2	23 (-2)	2	33 (+2)	0	40 (+4)	4
Competency 6					25 (0)	0	33(+12)	0	40 (-2)	4
Competency 7					17 (+9)	8				


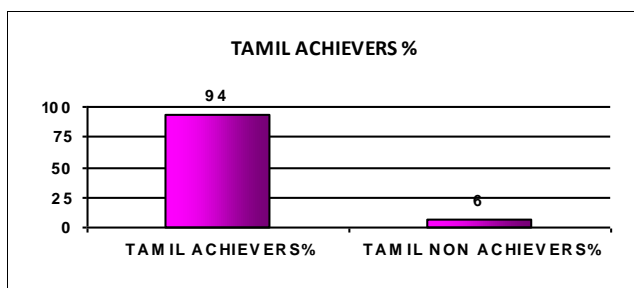


Note: Grades A,B and C are Achievers. The Values given in the brackets denote the difference between the number of Pre and Post Test Achievers. (For Example: '+2' denotes an increment of 2 students in the Post Test)

COMPETENCYWISE PERFORMANCE - ACHIEVERS (ACH) NON ACHIEVERS (NACH)										
LANGUAGE	1 Std		2 Std		3 Std		4 Std		5 Std	
	ACH	NACH	ACH	NACH	ACH	NACH	ACH	NACH	ACH	NACH
Competency 1	42(+36)	8	50(+2)	2	55(+6)	6	55(+3)	0	60(+5)	0
Competency 2	45(-3)	5	47(+22)	5	47(+16)	14	48(+4)	7	56(+23)	4
Competency 3	30(+24)	20	44(+1)	8	55(+16)	6	42(+2)	13	56(+27)	4
Competency 4	43(+17)	7	48(+8)	4	46(+36)	15	54(+29)	1	56(+22)	4
Competency 5	31(-6)	19	48(+2)	4	49(+24)	12	42(+27)	13	31(+4)	29
Competency 6	29(+5)	21	45(+9)	7	61(+36)	0	45(+27)	10	59(+12)	1
Competency 7	21(+8)	29	32(+8)	20	55(+27)	6	53(+43)	2	31(+9)	29
Competency 8	40(+8)	10	46(-2)	6	50(+10)	11	45(-6)	10	57(+29)	3
Competency 9			49(+14)	3	48(+4)	13	42(-1)	13	25(+10)	35
Competency 10			50(+3)	2	55(+29)	6	53(+3)	2	58(+19)	2
Competency 11					58(+33)	3	49(+39)	6	57(+24)	3
Competency 12							52(+34)	3		
Competency 13							52(+13)	3		

COMPETENCYWISE PERFORMANCE - ACHIEVERS (ACH) NON ACHIEVERS (NACH)										
ENGLISH	1 Std		2 Std		3 Std		4 Std		5 Std	
	ACH	NACH	ACH	NACH	ACH	NACH	ACH	NACH	ACH	NACH
Competency 1	42(+17)	8	50(0)	2	53(+27)	8	52(0)	3	56(-3)	4
Competency 2	43(+25)	7	50(+6)	2	52(+40)	9	41(-9)	14	52(+15)	8
Competency 3	27(+26)	23	50(+21)	2	41(+41)	20	21(-23)	34	53(+24)	7
Competency 4	39(+5)	11	45(+14)	7	41(+20)	20	43(+5)	12	48(+26)	12
Competency 5			48(+25)	4	56(+20)	5	53(+6)	2	58(+33)	2
Competency 6					58(+29)	3	21(+12)	34	60(+3)	0
Competency 7					48(+46)	13				


OVERALL ACHIEVERS AND NON-ACHIEVERS OF COMPETENCIES (% OF STUDENTS)



Note: Grades A,B and C are Achievers. The Values given in the brackets denote the difference between the number of Pre and Post Test Achievers. (For Example: '+2' denotes an increment of 2 students in the Post Test)

COMPETENCYWISE PERFORMANCE - ACHIEVERS (ACH) NON ACHIEVERS (NACH)										
LANGUAGE	1 Std		2 Std		3 Std		4 Std		5 Std	
	ACH	NACH	ACH	NACH	ACH	NACH	ACH	NACH	ACH	NACH
Competency 1	3 (-1)	0	3 (0)	0	9 (-1)	1	6 (+2)	0	5 (0)	0
Competency 2	3 (-1)	0	3 (0)	0	9 (-1)	1	6 (+2)	0	5 (0)	0
Competency 3	3 (-1)	0	3 (0)	0	9 (0)	1	5 (+1)	1	4 (-1)	1
Competency 4	3 (-1)	0	3 (0)	0	9 (-1)	1	3 (-1)	3	5 (0)	0
Competency 5	3 (-1)	0	3 (0)	0	9 (0)	1	6 (+2)	0	5 (+2)	0
Competency 6	2 (-2)	1	3 (0)	0	9 (0)	1	5 (+2)	1	4 (-1)	1
Competency 7	3 (-1)	0	3 (+1)	0	9 (+1)	1	1 (+1)	5	5 (0)	0
Competency 8	3 (-1)	0	3 (0)	0	9 (+1)	1	6 (+2)	0	5 (0)	0
Competency 9			3 (0)	0	9 (+1)	1	6 (+2)	0	1 (+1)	4
Competency 10			3 (0)	0	9 (-1)	1	5 (+1)	1	4 (+3)	1
Competency 11					9 (+9)	1	5 (+5)	1	1 (+1)	4
Competency 12							2 (0)	4		
Competency 13							3 (-1)	3		

COMPETENCYWISE PERFORMANCE - ACHIEVERS (ACH) NON ACHIEVERS (NACH)										
ENGLISH	1 Std		2 Std		3 Std		4 Std		5 Std	
	ACH	NACH	ACH	NACH	ACH	NACH	ACH	NACH	ACH	NACH
Competency 1	3 (-1)	0	3 (0)	0	9 (-1)	1	5 (+1)	1	5 (0)	0
Competency 2	3 (-1)	0	3 (0)	0	9 (-1)	1	6 (+2)	0	5 (0)	0
Competency 3	3 (-1)	0	3 (0)	0	9 (-1)	1	6 (+2)	0	5 (0)	0
Competency 4	3 (-1)	0	3 (0)	0	9 (0)	1	6 (+2)	0	5 (0)	0
Competency 5			3 (0)	0	8 (+8)	2	6 (+2)	0	3 (-2)	2
Competency 6					9 (-1)	1	6 (+2)	0	5 (0)	0
Competency 7					9 (-1)	1				


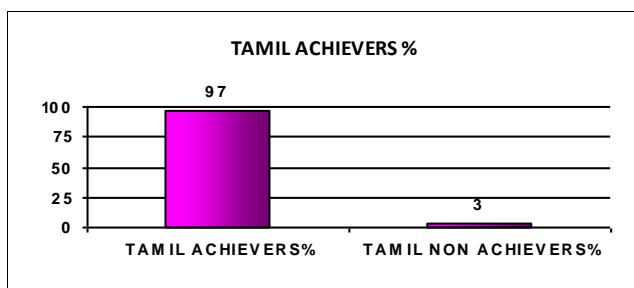


Note: Grades A,B and C are Achievers. The Values given in the brackets denote the difference between the number of Pre and Post Test Achievers. (For Example: '+2' denotes an increment of 2 students in the Post Test)

COMPETENCYWISE PERFORMANCE - ACHIEVERS (ACH) NON ACHIEVERS (NACH)										
LANGUAGE	1 Std		2 Std		3 Std		4 Std		5 Std	
	ACH	NACH	ACH	NACH	ACH	NACH	ACH	NACH	ACH	NACH
Competency 1	19(+10)	0	20 (+3)	0	34 (-1)	0	19 (+3)	1	22 (+11)	3
Competency 2	19(+1)	0	20 (+7)	0	6 (-10)	28	19 (+6)	1	13 (+6)	12
Competency 3	17(+16)	2	18 (+1)	2	34 (+8)	0	13 (-1)	7	12 (+4)	13
Competency 4	19 (+3)	0	20 (+1)	0	19(+11)	15	20(+11)	0	10 (+4)	15
Competency 5	19 (+3)	0	20 (+2)	0	22 (-10)	12	20(+12)	0	0 (-11)	25
Competency 6	13(+13)	6	17 (+2)	3	34(+15)	0	19(+17)	1	24 (+4)	1
Competency 7	16(+10)	3	19 (-1)	1	31 (-5)	3	20(+15)	0	0 (0)	25
Competency 8	19 (-1)	0	20 (+2)	0	32 (-2)	2	20(+20)	0	12 (+1)	13
Competency 9			20 (+3)	0	30 (+1)	4	17 (+16)	3	20(+14)	5
Competency 10			20 (0)	0	34(+12)	0	20 (+7)	0	24 (+7)	1
Competency 11					34(+20)	0	17 (+7)	3	25 (+6)	0
Competency 12							19(+13)	1		
Competency 13							20 (+6)	0		

COMPETENCYWISE PERFORMANCE - ACHIEVERS (ACH) NON ACHIEVERS (NACH)										
ENGLISH	1 Std		2 Std		3 Std		4 Std		5 Std	
	ACH	NACH	ACH	NACH	ACH	NACH	ACH	NACH	ACH	NACH
Competency 1	18(+13)	1	20 (+3)	0	33 (-3)	1	20 (+1)	0	24 (+4)	1
Competency 2	19(+5)	0	20 (0)	0	34 (-2)	0	20 (+7)	0	22 (+8)	3
Competency 3	19(+19)	0	20 (+2)	0	20 (+4)	14	16 (+4)	4	15 (+3)	10
Competency 4	19(+12)	0	20 (+1)	0	31(+27)	3	19 (+4)	1	13 (+2)	12
Competency 5			20 (0)	0	34 (+3)	0	20 (0)	0	25(+12)	0
Competency 6					34 (+4)	0	17(+10)	3	24 (+2)	1
Competency 7					20 (+1)	14				

OVERALL ACHIEVERS AND NON-ACHIEVERS OF COMPETENCIES (% OF STUDENTS)



Note: Grades A,B and C are Achievers. The Values given in the brackets denote the difference between the number of Pre and Post Test Achievers. (For Example: '+2' denotes an increment of 2 students in the Post Test)

COMPETENCYWISE PERFORMANCE - ACHIEVERS (ACH) NON ACHIEVERS (NACH)										
LANGUAGE	1 Std		2 Std		3 Std		4 Std		5 Std	
	ACH	NACH	ACH	NACH	ACH	NACH	ACH	NACH	ACH	NACH
Competency 1	2 (0)	1	3 (0)	0	1 (0)	1	2 (0)	0	3 (0)	0
Competency 2	2 (0)	1	3 (0)	0	1 (0)	1	2 (0)	0	3 (0)	0
Competency 3	2 (-1)	1	2 (-1)	1	1 (0)	1	2 (0)	0	3 (0)	0
Competency 4	2 (0)	1	3 (0)	0	0 (-1)	2	2 (0)	0	2 (-1)	1
Competency 5	2 (0)	1	3 (0)	0	0 (-1)	2	2 (0)	0	1 (-1)	2
Competency 6	2 (0)	1	3 (0)	0	2 (+1)	0	1 (0)	1	3 (0)	0
Competency 7	3 (0)	0	3 (0)	0	1 (0)	1	2 (+2)	0	3 (0)	0
Competency 8	2 (-1)	1	3 (0)	0	1 (0)	1	2 (0)	0	3 (0)	0
Competency 9			3 (0)	0	1 (0)	1	1 (-1)	1	3 (+3)	0
Competency 10			3 (0)	0	1 (0)	1	2 (0)	0	3 (+3)	0
Competency 11					1 (0)	1	2 (+2)	0	3 (+3)	0
Competency 12							1 (+1)	1		
Competency 13							2 (0)	0		

COMPETENCYWISE PERFORMANCE - ACHIEVERS (ACH) NON ACHIEVERS (NACH)										
ENGLISH	1 Std		2 Std		3 Std		4 Std		5 Std	
	ACH	NACH	ACH	NACH	ACH	NACH	ACH	NACH	ACH	NACH
Competency 1	2 (0)	1	3 (0)	0	1 (0)	1	2 (0)	0	3 (0)	0
Competency 2	2 (-1)	1	3 (0)	0	1 (0)	1	2 (0)	0	2 (-1)	1
Competency 3	2 (0)	1	3 (0)	0	0 (-1)	2	2 (0)	0	3 (0)	0
Competency 4	2 (0)	1	3 (0)	0	1 (0)	1	2 (0)	0	3 (0)	0
Competency 5			3 (0)	0	1 (0)	1	2 (0)	0	3 (0)	0
Competency 6					1 (0)	1	1 (0)	1	3 (0)	0
Competency 7					1 (0)	1				

